

ALL TRAC (AT)

BIAS & RADIAL




Traction Characteristics: *High Traction, Rear Axle, High Performance*

Product Code	Tread width (mm)	Tread Length (Inch)	Tread Length (mm)	Non-Skid Depth (mm)	Weight per Tread	Treads Per Roll (kgs)	Roll Weight (kgs)	For Tyre / Sizes
AT 132-088	132	88	2235	10.00	3.45	8	27.60	6.00X16
AT 205-127	205	127	3225	13.80	9.90	3	29.70	9.00-R-20 10.00-X-20

* Commercial Tolerance \pm 2% is to be allowed

CROSS BAR (CB)

BIAS & RADIAL




Traction Characteristics: *High Traction, Rear Axle, High Performance*

Product Code	Tread width (mm)	Tread Length (Inch)	Tread Length (mm)	Non-Skid Depth (mm)	Weight per Tread	Treads Per Roll (kgs)	Roll Weight (kgs)	For Tyre / Sizes
CB 143-094	143	94	2390	11.60	4.85	6	29.10	7.00X15
CB 153-094	153	94	2390	11.10	4.95	6	29.70	7.00X15
CB 205-127	205	127	3225	14.00	11.15	3	33.45	9.00-R-20 10.00-X-20
CB 210-127	210	127	3225	14.20	11.75	3	35.25	10.00-R-20 10.00-X-20

* Commercial Tolerance \pm 2% is to be allowed

DRIVE MASTER (DM)

BIAS & RADIAL



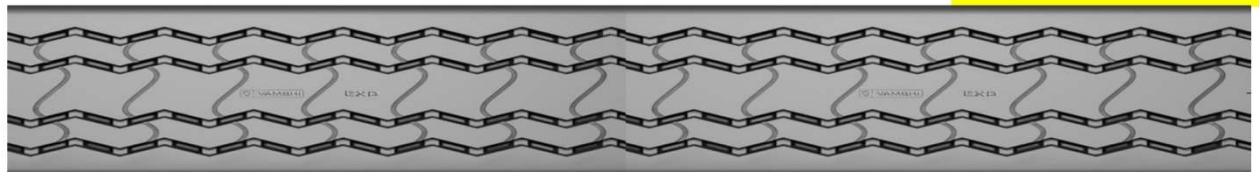
Traction Characteristics: *Free Rolling, All Wheel, Good Traction, Good Performance*

Product Code	Tread width (mm)	Tread Length (Inch)	Tread Length (mm)	Non-Skid Depth (mm)	Weight per Tread	Treads Per Roll (kgs)	Roll Weight (kgs)	For Tyre / Sizes
DM 153-098	153	98	2490	11.70	5.20	5	26.00	7.50-X-16
DM 160-H-098	160	98	2490	14.70	6.85	4	27.40	7.50-X-16
DM 187-123	187	123	3125	15.00	9.90	3	29.70	9.00-X-20
DM 203-H-127	203	127	3225	15.30	11.45	3	34.35	9.00-R-20 10.00-X-20
DM 205-L-127	205	127	3225	12.20	10.15	3	30.45	9.00-R-20 10.00-X-20
DM 205-SH-127	205	127	3225	17.00	12.70	3	38.10	9.00-R-20 10.00-X-20

* Commercial Tolerance \pm 2% is to be allowed

EXPRESS (EXP)


BIAS & RADIAL



Traction Characteristics: *Free Rolling, All Wheel, High Performance*

Product Code	Tread width (mm)	Tread Length (Inch)	Tread Length (mm)	Non-Skid Depth (mm)	Weight per Tread	Treads Per Roll (kgs)	Roll Weight (kgs)	For Tyre / Sizes
EXP 205-127	205	127	3225	14.10	11.55	3	34.65	9.00-R-20 10.00-X-20


* Commercial Tolerance \pm 2% is to be allowed



Traction Characteristics: High Traction, Rear Axle, High Performance

Product Code	Tread width (mm)	Tread Length (Inch)	Tread Length (mm)	Non-Skid Depth (mm)	Weight per Tread	Treads Per Roll (kgs)	Roll Weight (kgs)	For Tyre / Sizes
HGC 205-R-125	205	125	3185	14.80	10.80	3	32.40	9.00-R-20 10.00-X-20
HGC 205-R-127	205	127	3225	14.80	10.95	3	32.85	9.00-R-20 10.00-X-20
HGC 205-127	205	127	3225	15.60	11.80	3	35.40	9.00-R-20 10.00-X-20
HGC 210-127	210	127	3225	15.10	11.65	3	34.95	10.00-R-20 10.00-X-20
HGC 215-127	215	127	3225	15.00	11.90	3	35.70	10.00-R-20
HGC 219-130	219	130	3300	14.00	11.95	3	35.85	10.00-R-20
HGC 228-130	228	130	3300	12.80	12.05	3	36.15	10.00-R-20 11.00-R-20 11.00-X-20

*** Commercial Tolerance \pm 2% is to be allowed**

HIGH MILEAGE SPECIAL (HMS)**BIAS & RADIAL****Traction Characteristics:** *Excellent Traction, Rear Axle, High Performance*

Product Code	Tread width (mm)	Tread Length (Inch)	Tread Length (mm)	Non-Skid Depth (mm)	Weight per Tread	Treads Per Roll (kgs)	Roll Weight (kgs)	For Tyre / Sizes
HMS 160-098	160	98	2490	11.80	5.83	5	29.15	7.50-X-16
HMS 170-104	170	104	2640	13.00	7.20	4	28.80	8.25-X-16
HMS 170-118	170	118	3000	13.00	8.15	4	32.60	8.25-X-20
HMS 205-127	205	127	3225	13.60	10.80	3	32.40	10.00-X-20

* Commercial Tolerance \pm 2% is to be allowed**LT TRAC (LTT)****BIAS & RADIAL****Traction Characteristics:** *Dynamic Traction, Aggressive Wet Grip, All Wheel, Light Truck*

Product Code	Tread width (mm)	Tread Length (Inch)	Tread Length (mm)	Non-Skid Depth (mm)	Weight per Tread	Treads Per Roll (kgs)	Roll Weight (kgs)	For Tyre / Sizes
LTT 160-087	160	87	2210	12.80	4.88	6	29.28	F78-X-15
LTT 174-087	174	87	2210	9.40	4.50	6	27.00	195/75-R-15 215/75-R-15

* Commercial Tolerance \pm 2% is to be allowed

SPREAD AXLE (SA)

BIAS & RADIAL




Traction Characteristics: *Free Rolling, All Wheel, Good Traction, High Performance*

Product Code	Tread width (mm)	Tread Length (Inch)	Tread Length (mm)	Non-Skid Depth (mm)	Weight per Tread	Treads Per Roll (kgs)	Roll Weight (kgs)	For Tyre / Sizes
SA 150-098	150	98	2500	11.20	5.02	6	30.12	6.00-X-16 7.00-X-15
SA 160-098	160	98	2450	11.20	5.28	5	26.40	7.50-X-16
SA 170-103	170	103	2610	12.00	6.10	5	30.50	7.50-X-16 8.25-X-20
SA 170-118	170	118	3000	12.00	7.00	4	28.00	7.50-X-16 8.25-X-20
SA 180-113	180	113	2870	13.00	7.40	4	29.60	8.25-R-20
SA 180-118	180	118	3000	13.00	7.70	4	30.80	8.25-R-20
SA 180-122	180	122	3100	13.00	7.95	4	31.80	8.25-R-20
SA 195-123	195	123	3125	15.50	10.67	3	32.01	9.00-R-20 9.00-X-20
SA 205-127	205	127	3225	14.20	11.20	3	33.60	9.00-R-20 10.00-X-20
SA 205-130	205	130	3300	14.20	11.45	3	34.35	9.00-R-20 10.00-X-20
SA 210-127	210	127	3225	14.00	11.25	3	33.75	10.00-R-20 10.00-X-20
SA 210-130	210	130	3300	14.00	11.50	3	34.50	10.00-R-20 10.00-X-20
SA 215-127	215	127	3225	14.60	11.95	3	35.85	10.00-R-20 10.00-X-20
SA 215-130	215	130	3300	14.60	12.20	3	36.60	10.00-R-20 10.00-X-20
SA 215-134	215	134	3400	14.60	12.60	3	37.80	10.00-R-20 10.00-X-20
SA 219-R-127	219	127	3225	14.00	11.65	3	34.95	10.00-R-20 11.00-X-20
SA 219-R-130	219	130	3300	14.00	11.95	3	35.85	10.00-R-20 11.00-X-20
SA 219-R-134	219	134	3400	14.00	12.30	3	36.90	12.00-R-20 11.00-X-20
SA 220-130	220	130	3300	15.50	12.50	3	37.50	10.00-R-20 11.00-X-20
SA 220-134	220	134	3400	15.50	12.85	3	38.55	12.00-R-20 11.00-X-20
SA 228-R-130	228	130	3300	13.70	12.20	3	36.60	10.00-R-20 11.00-X-20
SA 228-R-134	228	134	3400	13.70	12.60	3	37.80	12.00-R-20 11.00-X-20
SA 230-130	228	130	3300	15.40	13.40	2	26.80	10.00-R-20 11.00-X-20
SA 230-134	228	134	3400	15.40	16.80	2	33.60	12.00-R-20 11.00-X-20
SA 238-130	238	130	3300	13.50	12.85	2	25.70	11.00-R-22.5 295/80-R-22.5
SA 238-134	238	134	3400	13.50	13.25	2	26.50	11.00-R-22.5 295/80-R-22.5
SA 240-128	240	128	3250	15.00	13.05	2	26.10	11.00-R-22.5 12.00-X-20 295/80-R-22.5
SA 240-130	240	130	3300	15.00	13.25	2	26.50	11.00-R-22.5 12.00-X-20 295/80-R-22.5
SA 245-130	245	130	3300	13.80	13.30	2	26.60	295/80-R-22.5
SA 245-134	245	134	3400	13.80	13.70	2	27.40	295/80-R-22.5
SA 260-127	260	127	3225	15.70	14.25	2	28.50	295/80-R-22.5 315/80-R-22.5
SA 260-130	260	130	3300	15.70	14.55	2	29.10	295/80-R-22.5 315/80-R-22.5

* Commercial Tolerance \pm 2% is to be allowed

SUPER RIB (SR)

BIAS & RADIAL



Traction Characteristics: *Free Rolling, All Wheel, Good Traction, High Performance*

Product Code	Tread width (mm)	Tread Length (Inch)	Tread Length (mm)	Non-Skid Depth (mm)	Weight per Tread	Treads Per Roll (kgs)	Roll Weight (kgs)	For Tyre / Sizes
SR 102-120	102	120	3050	9.00	3.52	8	28.16	4.50-X-10
SR 195-123	195	123	3125	14.70	11.12	3	33.36	9.00-X-20
SR 205-M-127	205	127	3225	12.00	10.65	3	31.95	9.00-R-20 10.00-X-20
SR 205-M-129	205	129	3275	12.00	10.80	3	32.40	9.00-R-20 10.00-X-20
SR 210-D-128	210	128	3250	16.50	13.75	2	27.50	10.00-X-20

* Commercial Tolerance \pm 2% is to be allowed

TRACTOR FRONT (TF)

BIAS & RADIAL




Traction Characteristics: *Free Rolling, Front Axle, High Performance*

Product Code	Tread width (mm)	Tread Length (Inch)	Tread Length (mm)	Non-Skid Depth (mm)	Weight per Tread	Treads Per Roll (kgs)	Roll Weight (kgs)	For Tyre / Sizes
TF 126-088	126	88	2240	13.70	3.90	8	31.20	6.00-X-16
TF 130-088	130	88	2235	13.70	4.25	8	34.00	6.00-X-16

* Commercial Tolerance \pm 2% is to be allowed

TURNPIKE (TP)

BIAS & RADIAL



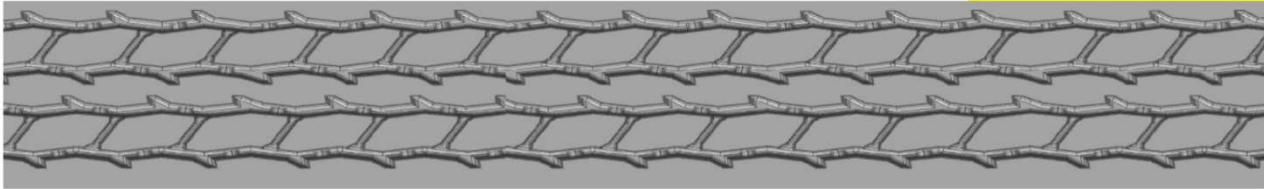
Traction Characteristics: Free Rolling, All Wheel, High Performance

Product Code	Tread width (mm)	Tread Length (Inch)	Tread Length (mm)	Non-Skid Depth (mm)	Weight per Tread	Treads Per Roll (kgs)	Roll Weight (kgs)	For Tyre / Sizes
TP 120-068	120	68	1730	12.50	2.85	10	28.50	4.50-X-10
TP 120-087	120	87	2210	12.50	3.75	8	30.00	6.00-X-16
TP 127-134 (67+67 Dual Length)	127	134	3400	12.30	6.30	6	37.80	4.50-X-10
TP 143-094	143	94	2390	10.60	4.60	6	27.60	7.00-X-15
TP 153-094	153	94	2390	10.80	5.15	6	30.90	7.00-X-16
TP 153-098	153	98	2490	10.80	5.35	5	26.75	7.50-X-16
TP 160-H-098	160	98	2490	12.60	6.15	5	30.75	7.50-X-16
TP 160-L-088	160	88	2235	10.50	4.90	6	29.40	6.00-X-16
TP 160-L-098	160	98	2490	10.50	5.45	5	27.25	7.50-X-16
TP 170-103	170	103	2615	12.90	7.30	4	29.20	9.25-X-16
TP 170-118	170	118	3000	12.90	8.40	4	33.60	8.25-X-20
TP 180-103	180	103	2615	14.30	7.85	4	31.40	8.25-X-20
TP 180-118	180	118	3000	14.30	9.05	3	27.15	8.25-X-20
TP 180-123	180	123	3125	14.30	9.20	3	27.60	9.00-X-20
TP 187-123	187	123	3125	14.40	9.60	3	28.80	9.00-X-20
TP 187-L-123	187	123	3125	11.00	7.60	4	30.40	9.00-X-20
TP 194-H-125	194	124	3160	16.40	11.60	3	34.80	9.00-X-20
TP 195-125	195	124	3160	14.00	10.40	3	31.20	9.00-X-20
TP 195-L-123	195	123	3125	10.50	8.00	4	32.00	9.00-X-20
TP 195-R-125	195	124	3160	12.10	9.35	3	28.05	9.00-X-20
TP 200-096	200	96	2450	13.00	7.60	4	30.40	235/75-R-17.5
TP 205-H-127	205	127	3225	14.00	11.35	3	34.05	9.00-R-20 10.00-X-20
TP 205-H-130	205	130	3300	14.00	11.60	3	34.80	10.00-X-20
TP 205-M-127	205	127	3225	12.85	10.60	3	31.80	9.00-R-20 10.00-X-20
TP 205-R-127	205	127	3225	11.00	9.52	3	28.56	9.00-R-20 10.00-X-20
TP 210-128	210	128	3250	14.00	11.70	3	35.10	10.00-R-20 10.00-X-20
TP 210-M-127	210	127	3225	13.20	11.20	3	33.60	10.00-R-20 10.00-X-20
TP 215-H-127	215	127	3225	13.60	11.80	3	35.40	10.00-R-20 10.00-X-20
TP 215-R-127	215	127	3225	12.50	10.65	3	31.95	10.00-R-20 10.00-X-20
TP 254-130	254	130	3300	13.30	14.30	2	28.60	295/80-R-22.5 315/80-R-22.5

* Commercial Tolerance \pm 2% is to be allowed

VAMSHI HIGH MILER (VHM)

BIAS & RADIAL




Traction Characteristics: *Free Rolling, All Wheel, Good Traction, High Performance*

Product Code	Tread width (mm)	Tread Length (Inch)	Tread Length (mm)	Non-Skid Depth (mm)	Weight per Tread	Treads Per Roll (kgs)	Roll Weight (kgs)	For Tyre / Sizes
VHM 145-087	145	87	2210	11.00	4.40	6	26.40	7.00 x 15
VHM 145-093	145	93	2350	11.00	4.67	6	28.02	7.00-R-15 7.00 X 15

* Commercial Tolerance \pm 2% is to be allowed

VAMSHI ROAD KING (VRK)

BIAS & RADIAL




Traction Characteristics: *Free Rolling, All Wheel, Good Traction, High Performance*

Product Code	Tread width (mm)	Tread Length (Inch)	Tread Length (mm)	Non-Skid Depth (mm)	Weight per Tread	Treads Per Roll (kgs)	Roll Weight (kgs)	For Tyre / Sizes
VRK 185-118	185	118	3000	12.25	8.45	4	33.80	8.25-R-20 8.25-X-20
VRK 215-128	215	128	3260	13.20	11.10	3	33.30	10.00-R-20 10.00-X-20
VRK 220-128	220	128	3260	13.50	11.55	3	34.65	10.00-R-20 10.00-X-20

* Commercial Tolerance \pm 2% is to be allowed

VAMSHI RADIAL MILER (VRM)

BIAS & RADIAL



Traction Characteristics: *Free Rolling, All Wheel, Good Traction, Good Performance*

Product Code	Tread width (mm)	Tread Length (Inch)	Tread Length (mm)	Non-Skid Depth (mm)	Weight per Tread	Treads Per Roll (kgs)	Roll Weight (kgs)	For Tyre / Sizes
VRM 175-104	175	104	2635	14.00	7.75	4	31.00	8.25-R-20 8.25-X-20
VRM 175-119	175	119	3025	14.00	8.90	4	35.60	8.25-R-20 8.25-X-20

* Commercial Tolerance \pm 2% is to be allowed

VAMSHI SPREAD AXLE NEW (VSAN)

BIAS & RADIAL




Traction Characteristics: *Free Rolling, All Wheel, Good Traction, High Performance*

Product Code	Tread width (mm)	Tread Length (Inch)	Tread Length (mm)	Non-Skid Depth (mm)	Weight per Tread	Treads Per Roll (kgs)	Roll Weight (kgs)	For Tyre / Sizes
VSAN 215-128	215	128	3260	14.80	11.45	3	34.35	10.00-R-20 10.00-X-20
VSAN 215-130	215	130	3300	14.80	11.60	3	34.80	10.00-R-20 10.00-X-20
VSAN 220-128	220	128	3260	14.80	11.95	3	35.85	10.00-R-20 10.00-X-20

* Commercial Tolerance \pm 2% is to be allowed

VAMSHI SUPER TRAC (VST)

BIAS & RADIAL



Traction Characteristics: *Free Rolling, All Wheel, Good Traction, High Performance*

Product Code	Tread width (mm)	Tread Length (Inch)	Tread Length (mm)	Non-Skid Depth (mm)	Weight per Tread	Treads Per Roll (kgs)	Roll Weight (kgs)	For Tyre / Sizes
VST 205-124	205	124	3150	14.00	10.65	3	31.95	9.00-R-20 10.00-X-20
VST 205-128	205	128	3250	14.00	11.00	3	33.00	10.00-R-20 10.00-X-20

*** Commercial Tolerance \pm 2% is to be allowed**

WASTE HAULER LUG (WHL)**BIAS & RADIAL****Traction Characteristics: High Traction, Rear Axle, High Performance, Mixed Service**

Product Code	Tread width (mm)	Tread Length (Inch)	Tread Length (mm)	Non-Skid Depth (mm)	Weight per Tread	Treads Per Roll (kgs)	Roll Weight (kgs)	For Tyre / Sizes
WHL 160-H-098	160	98	2490	14.30	6.28	5	31.40	7.50-X-16
WHL 160-R-098	160	98	2490	12.30	5.38	5	26.90	7.50-X-16
WHL 170-098	170	98	2490	14.50	6.80	4	27.20	7.50-R-16
WHL 170-103	170	103	2610	14.50	7.15	4	28.60	8.25-X-16
WHL 170-118	170	118	3000	14.50	8.20	4	32.80	8.25-X-20
WHL 180-103	180	103	2610	14.60	7.65	4	30.60	8.25-R-16
WHL 180-118	180	118	3000	14.60	8.85	3	26.55	8.25-X-20
WHL 187-123	187	123	3125	16.00	10.25	3	30.75	9.00-X-20
WHL 195-H-123	195	123	3125	16.00	11.17	3	33.51	9.00-X-20
WHL 195-R-123	195	123	3125	14.60	10.32	3	30.96	9.00-X-20
WHL 205-H-127	205	127	3225	16.50	11.85	3	35.55	10.00-X-20
WHL 205-L-127	205	127	3225	13.50	10.45	3	31.35	9.00-R-20 10.00-X-20
WHL 205-M-127	205	127	3225	14.00	10.95	3	32.85	10.00-R-20 10.00-X-20
WHL 210-M-127	210	127	3225	14.10	11.15	3	33.45	10.00-R-20 10.00-X-20
WHL 212-127	212	127	3225	15.00	12.10	3	36.30	10.00-R-20 11.00-X-20
WHL 219-130	219	130	3300	15.00	11.85	3	35.55	10.00-R-20 11.00-X-20

* Commercial Tolerance $\pm 2\%$ is to be allowed